

marvel[®]

MANUFACTURING COMPANY, INC.

SERIES 2000

2125A-PC3S-60 / 2150A-PC3S-60

2125A-PC3-60 / 2150A-PC3-60

2125M / 2150M

Optional 1.25" or 1.5" Blade

CAPACITY: 20" X 25"



- 60° MITERING BAND SAW
- SPEED RANGE: 30 - 650 FPM
- HYDRAULICALLY CONTROLLED BLADE TENSION
- AUTOMATIC SENSOR FOR JAMMED BLADE PROTECTION

EXPECT QUALITY, DEMAND PERFORMANCE

Visit us at: www.MarvelSaws.com

- The most accurate band saws ever have now become even more accurate with our new "Precise Positioning Technology."
- Positioning accuracy of +/- .005" per index
- **Feed Force:** Direct force sensing electric ball screw.
- Feed **0 - 300 lbs (1335N)**
- The 3° forward canted column reduces cutting times on structural shapes & extends blade life.
- **Blade Guides:** Rotating easy load combination carbide and ball bearing roller guides with self tensioning design.
- **Blade Tension:** Hydraulically controlled, 45,000 psi. max.
- Machine equipped with automatic blade break, blade stall shut-off switch.
- **Vises:** Hydraulic, full stroking with 9.5" high x 15" wide 60° faceplates. Optional variable vise pressure available.
- **Coolant System:** Built-in flood system, with optional drop lubrication system. (Requires compressed air connection.)

2125M / 2150M Manual Option



48
SHUTTLE STROKE

60°

EASY LOAD BLADE GUIDE

- Our patented easy-load blade guides make blade changes easier than ever.
- The blade change mode selector switch locks out all other saw functions while the blade is being changed.

AUTOMATIC BAR FEED

- The patented automatic bar feed design features a 48" stroke length with indexing speeds of up to 60 ft/min.
- The bar feed vise is servo driven with encoder feedback, and combines precision double ball screws with preloaded recirculating linear guides, resulting in positioning accuracy of +/- .005" per index.

HYDRAULIC VISE JAWS

- Full stroke hydraulic vises help simplify set-up and material positioning for easy operation
- The optional Second Machine Vise helps eliminate burs and align crooked material.

HYDRAULIC PACK

- The compact self-contained hydraulic pack provides feed pressures up to **300 lbs** and blade tension up to 45,000 psi. The system is equipped with a low fluid sensor that shuts the machine down if the hydraulic fluid level drops below a safe operating level.

2125A-PC3-60 / 2150A-PC3-60

Ball screw bar feed option.



*Some safety equipment may have been removed or opened to illustrate products clearly and must be in place, and functioning, prior to operation.

*Pictures may include some optional equipment.

2125A-PC3S-60 / 2150A-PC3S-60

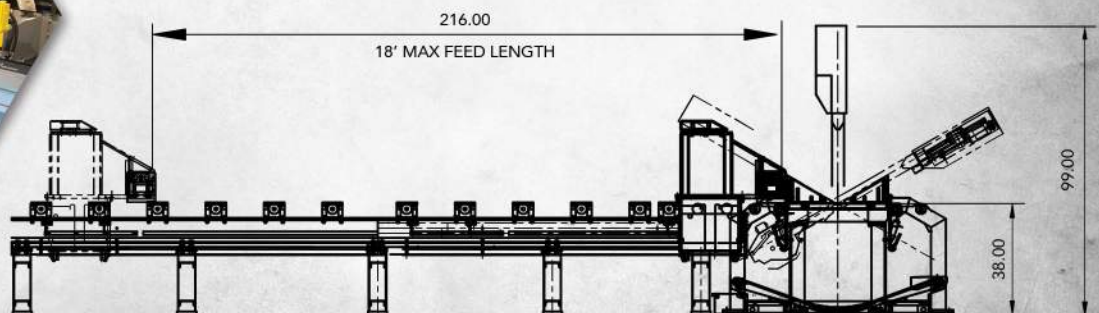
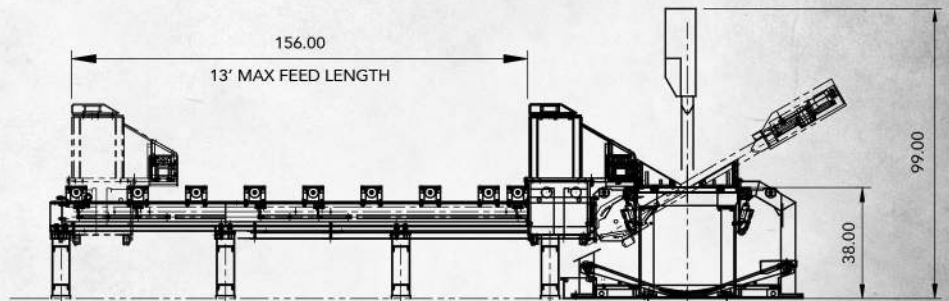
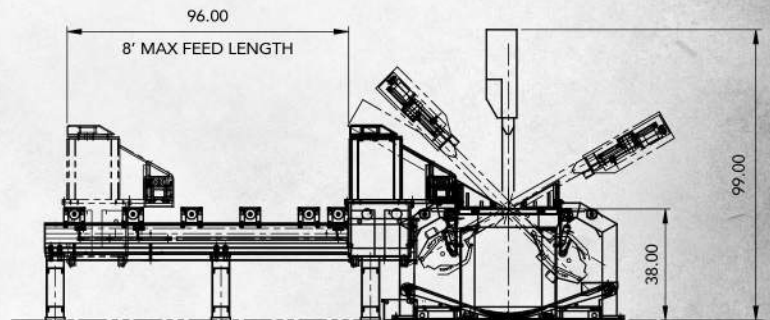
Automatic servo feed option.

- Smooth precision positioning for dependable, repeatable lengths.
- Linear guide system maintains rigid, accurate travel through the cut.



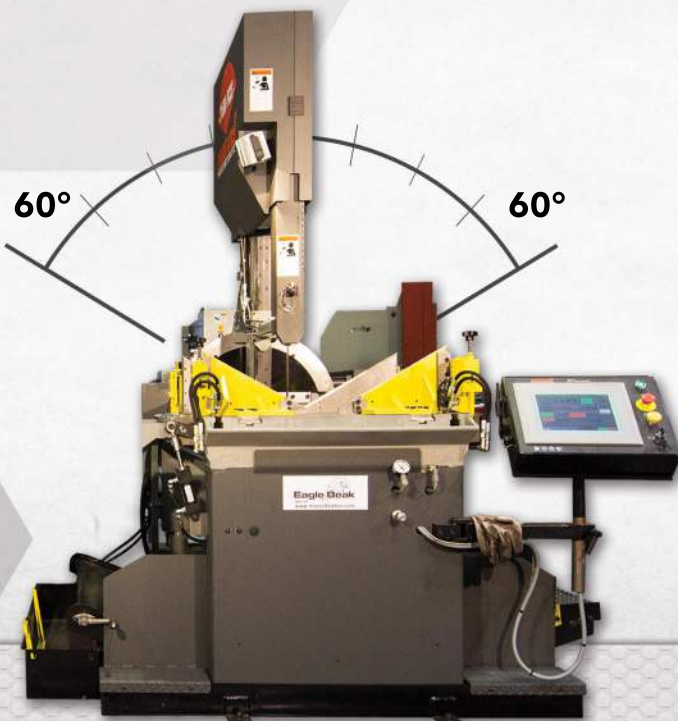

AUTOMATIC SERVO DRIVEN INDEX

- Machine Tool Servo Technology is now available for the Series 2000 Marvel Vertical Bandsaw. Faster indexing and improved positioning controls provide for shuttle travel of 60 FPM with improved accuracy while greatly reducing cycle times.
- The heavy duty shuttle conveyor also features a servo motor, a low backlash gearbox, a precision gear rack, and a direct drive encoder. This state of the art index system also includes reduced remnant lengths through the use of offset vise jaws. To accommodate for crooked stock the rear jaws have also been made bi-directional.
- Optional extended feed systems are available for 8, 13, and 18 foot lengths.



PC3 PROGRAMMABLE CONTROL

- User friendly full color touch screen control.
- Graphical part programming & user friendly interface.
- Memory for up to 500 jobs and parts stored on removable media.
- A customizable material library.
- Blade speed, feed pressure and feed rate are automatically set either by material type or pre-programmed job.
- Marvel's "Bullet Nose" feature allows automatic cutting of complex multi-angle cuts. (Only available with PC3S model)



CAM LINK TILT DESIGN

- 60° cam link tilt design offers smooth, rapid, and accurate tilting for a wide array of cutting needs. 60 ft/min.
- Standard features such as a 3° canted blade and direct blade drive provide consistent high production cutting.
- The column travels on recirculating linear ball ways ensuring straight vibration free cutting.



PRODUCT SPECIFICATIONS

SERIES 2000

Rectangular Capacity	
Capacity Nominal	20" x 25" (508mm x 635mm)
Capacity 45°	20" x 17" (508mm x 432mm)
Capacity 60°	20" x 11.25" (508mm x 285mm)
Round Capacity	
Capacity Nominal	20" (508mm)
Capacity 45°	17" (432mm)
Capacity 60°	11.25" (285mm)

Speed Range	30 - 650 FPM (9 - 200m/min) - Infinitely Variable
Feed Force	0 - 300 lbs (1335N)
Blade Size - 2125	17'6" x 1.25" x .042 (5334mm x 32mm x 1.07mm)
Blade Size - 2150	18'2" x 1.5" x .05 (5537mm x 41mm x 1.27mm)
Blade Guides	Combination Roller Bearing / Carbide
Blade Tension	45,000 psi. max.
Blade Drive	7.5 H.P., 1800 RPM
Blade Drive 2150-PC3S	10 H.P. Standard
Coolant Pump	1/8 H.P. (.1 kW)
Hydraulic Pump	5 H.P. (3.7 kW)
Hydraulic Oil	10 gallons (38 liters)
Coolant Capacity	60 gallons (228 liters)
Table Height 2125	38"
Table Height 2150	40"



3501 Marvel Drive • Oshkosh, WI 54902 • USA
Phone: 920.236.7200 • Fax: 920.236.7209 • Email: sales@marvelsaws.com

Visit us at: www.MarvelSaws.com

